

DOMANI

TABLE OF CONTENTS

TERRACOTTA

7	ALBI
10	ATLANTIS
18	ATLANTIS NATURAL
23	AXEL
26	BAJA
31	BARROW
34	BATUR
39	BILBAO
42	DALA
47	GRAZ
50	HAVANA
55	LAVA
58	LONDON
63	LUANDA
66	NARA
71	NUUK
74	PARIS
79	TEXEL
82	VIENNA

CORTEN STEEL

89	COPENHAGEN
91	CORTINA

ZINC

95	COLUMN
96	COLUMN POT
99	COOLTABLE
100	CUBIC
103	FOUNTAINS
104	HALF BOWL
107	IN/OUT
108	LABYRINTH
111	ORNAMENTS
112	OVAL ROUND
114	RECTANGULAR
115	RECTANGULAR HIGH
117	ROUND CONICAL
121	COLOUR & TEXTURE SWATCH OVERVIEW
125	COLOUR COMPOSITIONS
139	SAMPLE KIT
142	TECHNICAL INFORMATION
144	MATERIAL INFORMATION

This Table of Contents is interactive – click on an item to go directly to its page.
To return to the Table of Contents, simply click on the page number on the bottom of the page.


TERRACOTTA

ALBI



ALBI

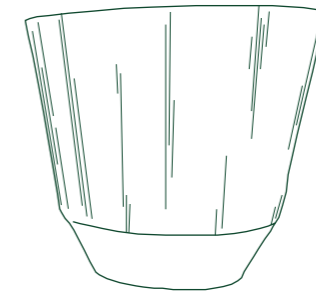
Beige | BE



Purple | PU



Green | GRE



TALP60
size _____ \varnothing 60 x \updownarrow 52 cm
weight _____ 43 kg


TALP80
size _____ \varnothing 80 x \updownarrow 76 cm
weight _____ 76 kg

TALP100
size _____ \varnothing 100 x \updownarrow 87 cm
weight _____ 85 kg

ATLANTIS



ATLANTIS



TAOP60
size _____ 60 x 50 x \updownarrow 34 cm
weight _____ 40 kg

TAOP80
size _____ 80 x 70 x \updownarrow 44 cm
weight _____ 60 kg

Bronze | BR



Black Metallic | ZM



ATLANTIS

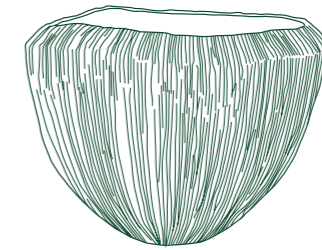


ATLANTIS

Bronze | BR



Black Metallic | ZM




TAPO58
size _____ \varnothing 58 x \updownarrow 43 cm
weight _____ 35 kg

TAPO78
size _____ \varnothing 78 x \updownarrow 58 cm
weight _____ 51 kg

ATLANTIS NATURAL



ATLANTIS NATURAL




TAOP60
size _____ \varnothing 60 x \updownarrow 34 cm
weight _____ 30 kg

TAOP80
size _____ \varnothing 80 x \updownarrow 44 cm
weight _____ 55 kg

TAOP120
size _____ \varnothing 120 x \updownarrow 58 cm
weight _____ 118 kg

Natural White | NWI



Natural Sand | NSA



Natural Black | NZW



AXEL



Yellow | GE



Blue | BL



Pink | RS



Green | GRE



Orange | OR



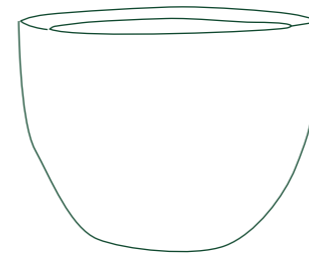
Grey-Blue | GB



Red | RO



AXEL



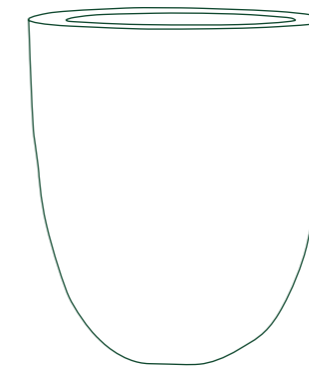
TAXP50
size _____ \varnothing 50 x \updownarrow 36 cm
weight _____ 30 kg

TAXP60
size _____ \varnothing 60 x \updownarrow 45 cm
weight _____ 40 kg

TAXP70
size _____ \varnothing 72 x \updownarrow 50 cm
weight _____ 60 kg


TAXP100
size _____ \varnothing 100 x \updownarrow 78 cm
weight _____ 100 kg

TAXP120
size _____ \varnothing 120 x \updownarrow 87 cm
weight _____ 168 kg



TAXV100
size _____ \varnothing 80 x \updownarrow 100 cm
weight _____ 150 kg

TAXV120
size _____ \varnothing 100 x \updownarrow 120 cm
weight _____ 168 kg

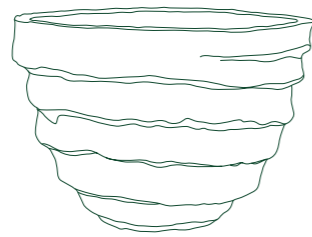


TAXV110
size _____ \varnothing 45 x \updownarrow 110 cm
weight _____ 60 kg

BAJA



BAJA



TBJP60
size _____ \varnothing 60 x \updownarrow 46 cm
weight _____ 40 kg

White | WI



Brown | BR



Black | ZW



BARROW



BARROW

Natural Grey | NGRI



Natural Black | NZW



TBJP100


size _____ \varnothing 92 x \updownarrow 58 cm

weight _____ 76 kg

BATUR

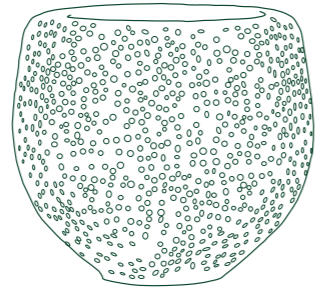


BATUR



TBSTONE55
size _____ 55 x 40 x ↓ 32 cm
weight _____ 30 kg

TBSTONE70
size _____ 70 x 55 x ↓ 44 cm
weight _____ 50 kg




TBP45
size _____ ø 44 x ↓ 40 cm
opening _____ ø 23 cm
weight _____ 30 kg

TBP55
size _____ ø 55 x ↓ 52 cm
opening _____ ø 29 cm
weight _____ 40 kg

TBP65
size _____ ø 60 x ↓ 57 cm
opening _____ ø 33 cm
weight _____ 50 kg

TBP77
size _____ ø 70 x ↓ 66 cm
opening _____ ø 38 cm
weight _____ 80 kg



TBV120
size _____ ø 48 x ↓ 120 cm
opening _____ ø 29 cm
weight _____ 100 kg

Silver | ZI



Black Metallic | ZM




BILBAO



BILBAO

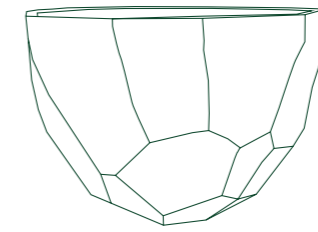
Natural White | NWI



Natural Sand | NGRI



Natural Red | NRO



TPB60

size _____ \varnothing 60 x \updownarrow 45 cm

weight _____ 34 kg

TPB75

size _____ \varnothing 75 x \updownarrow 55 cm

weight _____ 47 kg

TPB100

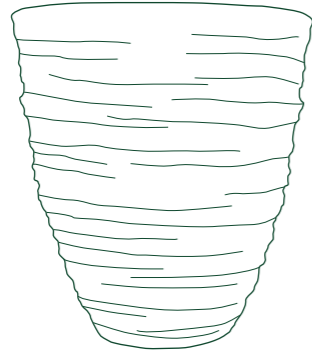
size _____ \varnothing 100 x \updownarrow 71 cm

weight _____ 104 kg

DALA

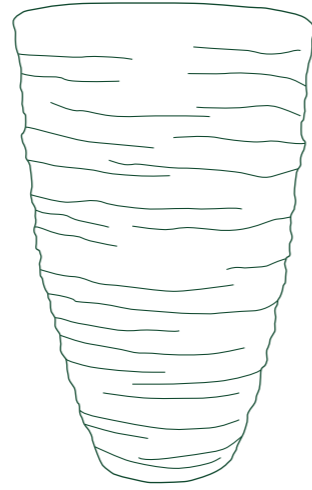


DALA



TDP60
size _____ \varnothing 60 x \updownarrow 64 cm
weight _____ 50 kg

TDP75
size _____ \varnothing 75 x \updownarrow 80 cm
weight _____ 80 kg




TDV110
size _____ \varnothing 80 x \updownarrow 110 cm
weight _____ 117 kg

TDV135
size _____ \varnothing 85 x \updownarrow 135 cm
weight _____ 136 kg

Natural Grey | NGRI



Natural Swamp | NSW



Natural Red | NRO



Natural Black | NZW




GRAZ




GRAZ


Natural White | NWI



Natural Swamp | NSW



Natural Black | NZW



TGZP50
size _____ \varnothing 48 x \updownarrow 44 cm
weight _____ 20 kg

TGZP60
size _____ \varnothing 58 x \updownarrow 50 cm
weight _____ 30 kg

TGZP70
size _____ \varnothing 68 x \updownarrow 60 cm
weight _____ 50 kg

TGZP90
size _____ \varnothing 88 x \updownarrow 69 cm
weight _____ 100kg


TGZP100
size _____ \varnothing 98 x \updownarrow 80 cm
weight _____ 140 kg

TGZP120
size _____ \varnothing 118 x \updownarrow 98 cm
weight _____ 200 kg

HAVANA



HAVANA

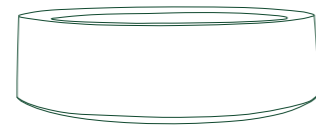


TPH50
size _____ \varnothing 50 x \updownarrow 41.5 cm
opening _____ \varnothing 40 cm
weight _____ 35 kg

TPH55
size _____ \varnothing 55 x \updownarrow 45 cm
opening _____ \varnothing 45 cm
weight _____ 41 kg


TPH70
size _____ \varnothing 70 x \updownarrow 58 cm
opening _____ \varnothing 57 cm
weight _____ 74 kg

TPH80
size _____ \varnothing 80 x \updownarrow 66 cm
opening _____ \varnothing 67 cm
weight _____ 91 kg




TPLH80
size _____ \varnothing 80 x \updownarrow 27 cm
opening _____ \varnothing 73 cm

Ice | ICE




Swamp | SW



Petrol | PO



Lavender | LA



Plum | PL



LAVA

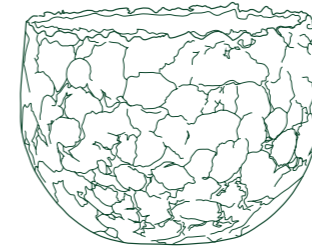


LAVA

Natural Brown



Natural Black | NZW

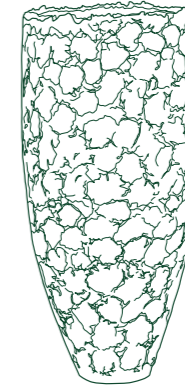


TLAP50
size _____ \varnothing 50 x \updownarrow 35 cm
weight _____ 25 kg

TLAP60
size _____ \varnothing 62 x \updownarrow 47 cm
weight _____ 35 kg

TLAP80
size _____ \varnothing 73 x \updownarrow 53 cm
weight _____ 60 kg

TLAP100
size _____ \varnothing 100 x \updownarrow 80 cm
weight _____ 95 kg




TLAV115
size _____ \varnothing 47 x \updownarrow 115 cm
weight _____ 65 kg

LONDON



LONDON



TLO1
size _____ \varnothing 47 x \updownarrow 47 cm
weight _____ 20 kg

TLO2
size _____ \varnothing 56 x \updownarrow 56 cm
weight _____ 30 kg

TLO3
size _____ \varnothing 65 x \updownarrow 65 cm
weight _____ 45 kg

TLO4
size _____ \varnothing 78 x \updownarrow 78 cm
weight _____ 75 kg

TLO5
size _____ \varnothing 93 x \updownarrow 90 cm
weight _____ 120 kg

White | VWI



Red | RO



Black | ZW




LUANDA

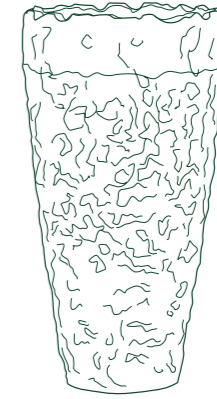



LUANDA

Bronze | BR



Black Metallic | ME



OLP1
size _____ \varnothing 43 x \updownarrow 44 cm
weight _____ 25 kg

OLP2
size _____ \varnothing 60 x \updownarrow 64 cm
weight _____ 60 kg

OLP3
size _____ \varnothing 74 x \updownarrow 80 cm
weight _____ 90 kg

OLV1
size _____ \varnothing 46 x \updownarrow 70 cm
weight _____ 40 kg

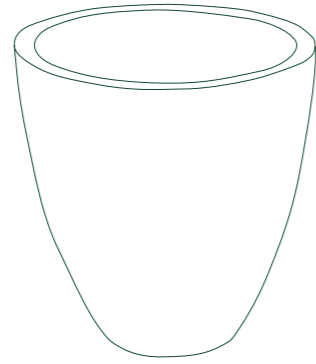
OLV110
size _____ \varnothing 60 x \updownarrow 110 cm
weight _____ 75 kg

OLV135
size _____ \varnothing 83 x \updownarrow 135 cm
weight _____ 135 kg

NARA



NARA



TNP60
size _____ \varnothing 60 x \updownarrow 64 cm
weight _____ 55 kg

Natural White-Grey | W-GR



Natural Black-Grey | ZW-GR



NUUK



NUUK

White | WI




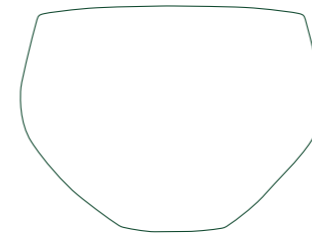
Mint Green | MG



Forest Green | FG



Metal Art | MA



TPN50
size _____ \varnothing 50 x \updownarrow 40 cm
weight _____ 30 kg

TNP60
size _____ \varnothing 60 x \updownarrow 47 cm
weight _____ 40 kg

TPN80
size _____ \varnothing 80 x \updownarrow 62 cm
weight _____ 70 kg

TPN110
size _____ \varnothing 110 x \updownarrow 78 cm
weight _____ 150 kg

TPN150
size _____ \varnothing 150 x \updownarrow 110 cm
weight _____ 265 kg

TVN80
size _____ \varnothing 55 x \updownarrow 80 cm
weight _____ 65 kg

TVN120
size _____ \varnothing 40 x \updownarrow 120 cm
weight _____ 75 kg

TVN140
size _____ \varnothing 57 x \updownarrow 140 cm
weight _____ 100 kg


TVN150
size _____ \varnothing 100 x \updownarrow 150 cm
weight _____ 120 kg

TVN190
size _____ \varnothing 70 x \updownarrow 185 cm
weight _____ 148 kg

PARIS



PARIS



TPVB80
size _____ \varnothing 55 x \updownarrow 80 cm
weight _____ 65 kg

TPVB120
size _____ \varnothing 40 x \updownarrow 120 cm
weight _____ 75 kg

TPVB140
size _____ \varnothing 57 x \updownarrow 140 cm
weight _____ 100 kg

Natural Grey | NGRI




Natural Black | NZW





TEXEL

Natural White | NWI



Natural Sand | NSA



Natural Red | NRO



Natural Black | NZW



TEXEL



TAXPZR50
size _____ \varnothing 50 x \updownarrow 36 cm
weight _____ 30 kg


TAXPZR60
size _____ \varnothing 60 x \updownarrow 45 cm
weight _____ 40 kg

TAXPZR70
size _____ \varnothing 70 x \updownarrow 50 cm
weight _____ 50 kg

TAXPZR85
size _____ \varnothing 85 x \updownarrow 63 cm
weight _____ 85 kg


TAXPZR100
size _____ \varnothing 100 x \updownarrow 78 cm
weight _____ 100 kg

TAXPZR120
size _____ \varnothing 120 x \updownarrow 87 cm
weight _____ 170 kg



TAXVZR100
size _____ \varnothing 80 x \updownarrow 100 cm
weight _____ 100 kg

TAXVZR120
size _____ \varnothing 100 x \updownarrow 120 cm
weight _____ 168 kg

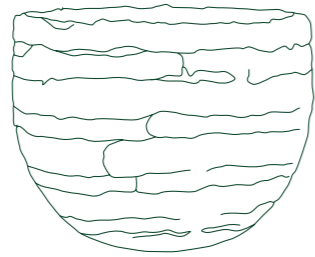


TAXVZR110
size _____ \varnothing 45 x \updownarrow 110 cm
weight _____ 60 kg

VIENNA



VIENNA



TVIP50
size _____ \varnothing 50 x \updownarrow 35 cm
weight _____ 31 kg

TVIP60
size _____ \varnothing 60 x \updownarrow 47 cm
weight _____ 54 kg

TVIP80
size _____ \varnothing 73 x \updownarrow 53 cm
weight _____ 80 kg

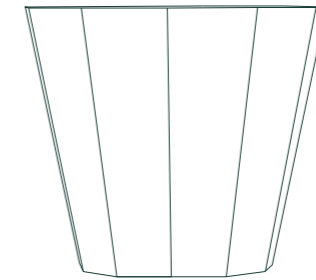
TVIP110
size _____ \varnothing 110 x \updownarrow 78 cm
weight _____ 190 kg

Natural Black – Natural Black | BB



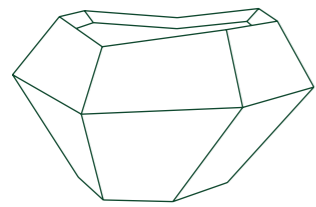
CORTEN STEEL

COPENHAGEN



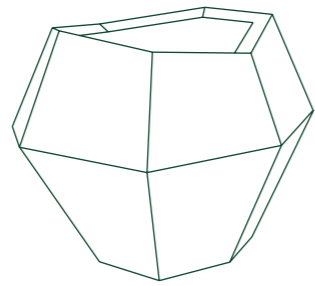
CCP170
size _____ ø 170 x ↑ 148 cm

CORTINA



CC11L
size _____ 118 x 102 x \updownarrow 69 cm
weight _____ 66 kg

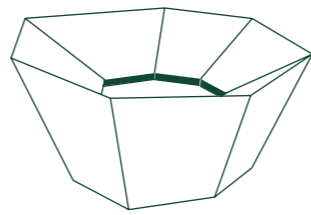
CC13L
size _____ 137 x 119 x \updownarrow 81 cm
weight _____ 97 kg



CC10H
size _____ 104 x 90 x \updownarrow 75 cm
weight _____ 57 kg

CC11H
size _____ 118 x 102 x \updownarrow 86 cm
weight _____ 75 kg

CC13H
size _____ 137 x 119 x \updownarrow 100 cm
weight _____ 100 kg



CC13F
size _____ 140 x 120 x \updownarrow 55 cm
weight _____ 91 kg




Corten Steel




ZINC

COLUMN



HZZV1
size _____ 30 x 30 x ↓ 90 cm
weight _____ 15 kg

HZZV2
size _____ 30 x 30 x ↓ 120 cm
weight _____ 20 kg



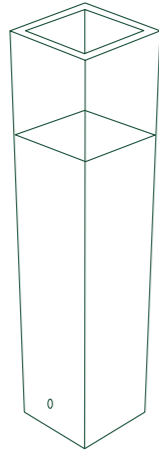
HZZV60
size _____ 35 x 35 x ↓ 60 cm
weight _____ 10 kg

HZZV90
size _____ 35 x 35 x ↓ 90 cm
weight _____ 12 kg

HZZV120
size _____ 35 x 35 x ↓ 120 cm
weight _____ 15 kg

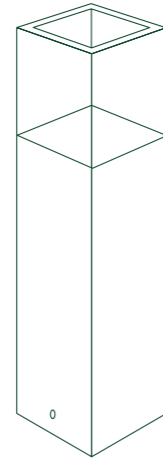
HZZV140
size _____ 35 x 35 x ↓ 140 cm
weight _____ 20 kg

COLUMN POT



HZZP1
size _____ 40 x 40 x \updownarrow 90 cm
weight _____ 15 kg
border _____ 2 cm
planting depth _____ 30 cm

HZZP2
size _____ 40 x 40 x \updownarrow 120 cm
weight _____ 40 kg
border _____ 2 cm
planting depth _____ 30 cm



HZZP60
size _____ 35 x 35 x \updownarrow 60 cm
weight _____ 10 kg
border _____ 2 cm
planting depth _____ 40 cm

HZZP90
size _____ 35 x 35 x \updownarrow 90 cm
weight _____ 13 kg
border _____ 2 cm
planting depth _____ 40 cm


HZZP120
size _____ 35 x 35 x \updownarrow 120 cm
weight _____ 15 kg
border _____ 2 cm
planting depth _____ 40 cm

HZZP140
size _____ 35 x 35 x \updownarrow 140 cm
weight _____ 20 kg
border _____ 2 cm
planting depth _____ 40 cm





COOLTABLE



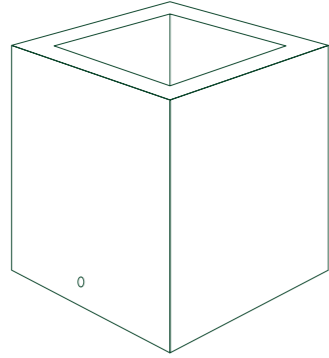
MZCT110

size _____ \varnothing 110 x \updownarrow 33cm

inner hole _____ 50 cm

weight _____ 15 kg

CUBIC



HZCR40
size _____ 40 x 40 x \updownarrow 40 cm
weight _____ 10 kg
border _____ 4 cm

HZCR50
size _____ 50 x 50 x \updownarrow 50 cm
weight _____ 15 kg
border _____ 5 cm

HZCR60
size _____ 60 x 60 x \updownarrow 60 cm
weight _____ 20 kg
border _____ 6 cm

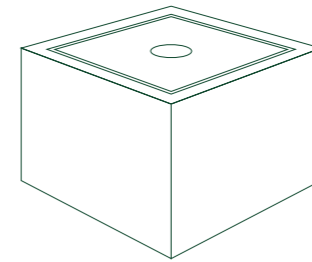
HZCR70
size _____ 70 x 70 x \updownarrow 70 cm
weight _____ 25 kg
border _____ 7 cm

HZCR80
size _____ 80 x 80 x \updownarrow 80 cm
weight _____ 40 kg
border _____ 8 cm

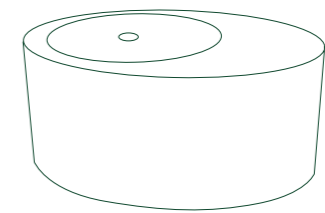
HZCR100
size _____ 100 x 100 x \updownarrow 100 cm
weight _____ 85 kg
border _____ 10 cm



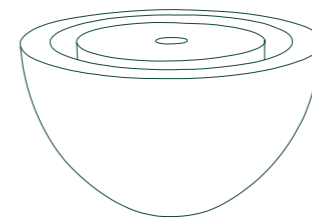
FOUNTAINS



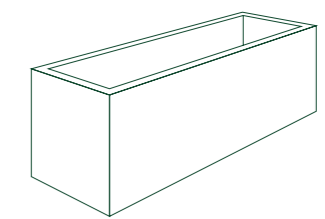
HZCF50
size _____ 80 x 80 x \updownarrow 50 cm
weight _____ 35 kg
volume _____ 90 l
pump _____ Eco 1500



HZORF120
size _____ 120 x 90 x \updownarrow 50 cm
weight _____ 55 kg
volume _____ 90 l
pump _____ Eco 3000

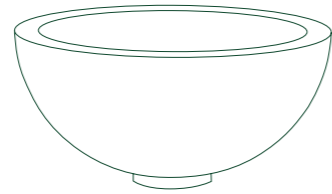


HZRF100
size _____ \varnothing 100 x \updownarrow 50 cm
weight _____ 36 kg
volume _____ 80 l
pump _____ Eco 1500



HZFR200
size _____ 200 x 60 x \updownarrow 60 cm
weight _____ 80 kg
volume _____ 550 l
border _____ 4 cm
pump _____ Eco 6000

HALF BOWL



HZHB60
size _____ \varnothing 60 x \updownarrow 30 cm
weight _____ 8 kg
border _____ 6 cm

HZHB80
size _____ \varnothing 80 x \updownarrow 40cm
weight _____ 13 kg
border _____ 8 cm

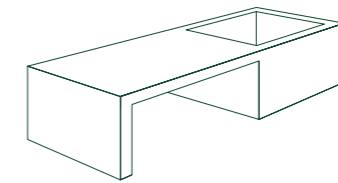
HZHB100
size _____ \varnothing 96 x \updownarrow 48 cm
weight _____ 26 kg
border _____ 10 cm

HZHB120
size _____ \varnothing 120 x \updownarrow 60 cm
weight _____ 41 kg
border _____ 12 cm

HZHB150
size _____ \varnothing 150 x \updownarrow 75 cm
weight _____ 80 kg
border _____ 15 cm



IN/OUT

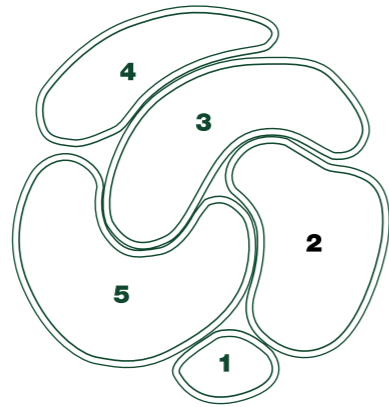


MZI132
size _____ 132 x 66 x \updownarrow 44cm
weight _____ 36 kg

MZI198
size _____ 198 x 66 x \updownarrow 44cm
weight _____ 70 kg



LABYRINTH



HZLA1-45
size _____ 73 x 46 x \updownarrow 45 cm
weight _____ 15 kg

HZLA2-45
size _____ 168 x 100 x \updownarrow 45 cm
weight _____ 47 kg

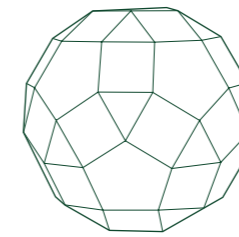
HZLA3-45
size _____ 175 x 71 x \updownarrow 45 cm
weight _____ 55 kg

HZLA4-45
size _____ 192 x 62 x \updownarrow 45 cm
weight _____ 50 kg

HZLA5-45
size _____ 89 x 165 x \updownarrow 45 cm
weight _____ 58 kg



ORNAMENTS




HZBAL 1
ball size _____ \varnothing 40 x \updownarrow 40 cm
weight _____ 10 kg


HZBAL 2
ball size _____ \varnothing 80 x \updownarrow 80 cm
weight _____ 15 kg



HZAG
agave size _____ \varnothing 50 x \updownarrow 100 cm
bottom _____ 33 x 33 cm
weight _____ 20 kg

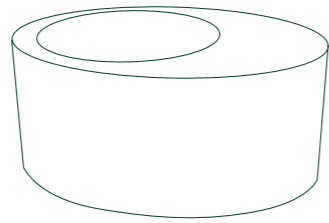


HZD2
pine size _____ \varnothing 60 x \updownarrow 125 cm
bottom _____ \varnothing 45 cm
weight _____ 20 kg



HZIZ80
vase size _____ \varnothing 80 x \updownarrow 55 cm
weight _____ 30 kg

OVAL ROUND

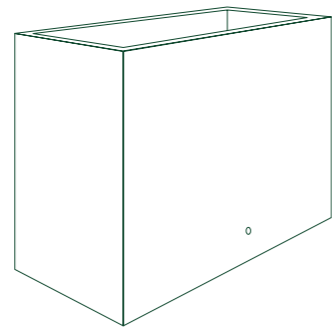


HZORB120
size ——— \varnothing 120 x 90 x \updownarrow 50 cm
inner hole ——— \varnothing 70 cm
weight ——— 45 kg

HZORB200
size ——— \varnothing 200 x 165 x \updownarrow 60 cm
inner hole ——— \varnothing 130 cm
weight ——— 120 kg



RECTANGULAR



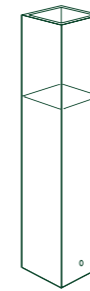
HZRE1
size _____ 52 x 23 x \updownarrow 35 cm
weight _____ 5 kg
border _____ 2 cm

HZRE2
size _____ 75 x 32 x \updownarrow 48 cm
weight _____ 10 kg
border _____ 2 cm

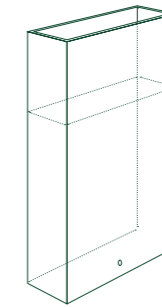
HZRE3
size _____ 88 x 39 x \updownarrow 60 cm
weight _____ 20 kg
border _____ 3 cm

HZRE4
size _____ 60 x 100 x \updownarrow 60 cm
weight _____ 30 kg
border _____ 4 cm

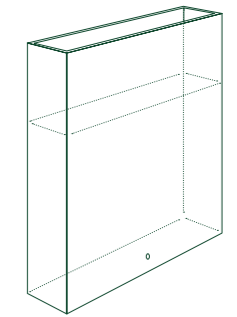
RECTANGULAR HIGH




HZREH1
size _____ 20 x 20 x \updownarrow 90 cm
weight _____ 15 kg
border _____ 2 cm
planting depth _____ 40 cm



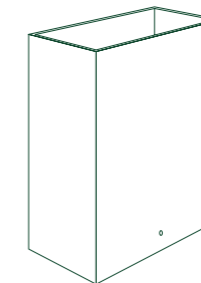
HZREH2
size _____ 60 x 20 x \updownarrow 90 cm
weight _____ 35 kg
border _____ 2 cm
planting depth _____ 40 cm



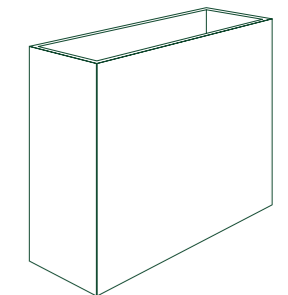
HZREH3
size _____ 90 x 20 x \updownarrow 90 cm
weight _____ 45 kg
border _____ 2 cm
planting depth _____ 40 cm



HZREH4
size _____ 40 x 40 x \updownarrow 90 cm
weight _____ 25 kg
border _____ 2 cm



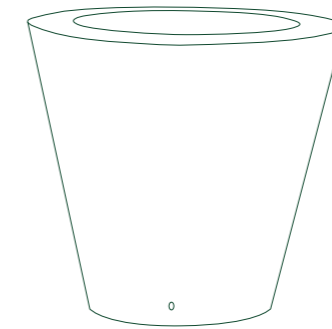
HZREH5
size _____ 80 x 40 x \updownarrow 90 cm
weight _____ 55 kg
border _____ 2 cm



HZREH6
size _____ 120 x 40 x \updownarrow 90 cm
weight _____ 90 kg
border _____ 2 cm



ROUND CONICAL



HZRR1

size — $\varnothing 40 \times \varnothing 30 \times \updownarrow 40$ cm

weight ————— 6 kg

border ————— 5 cm

HZRR2

size — $\varnothing 50 \times \varnothing 35 \times \updownarrow 50$ cm

weight ————— 9 kg

border ————— 7,5 cm

HZRR3

size — $\varnothing 60 \times \varnothing 40 \times \updownarrow 60$ cm

weight ————— 13 kg

border ————— 10 cm

HZRR4

size — $\varnothing 80 \times \varnothing 55 \times \updownarrow 80$ cm

weight ————— 24 kg

border ————— 13 cm

Zinc



COLOUR & TEXTURE SWATCH OVERVIEW

Please bear in mind that the colours in the photographs may be slightly different from the actual item.

White | WI



NUUK

White | WI



BAJA

White | VWI



LONDON

Natural White - Grey | W-GR



NARA

Beige | BE



ALBI

Natural White | NWI



ATLANTIS NATURAL
BILBAO · GRAZ · TEXEL

Natural Grey | NGRI



BARROW · DALA · PARIS

Natural Sand | NSA



ATLANTIS NATURAL
BILBAO · TEXEL

Mint Green | MG



NUUK

Swamp | SW



HAVANA

Green | GRE



ALBI

Green | GRE



AXEL

Natural Swamp | NSW



DALA · GRAZ

Forest Green | FG



NUUK

Ice | ICE



HAVANA

Purple | PU



ALBI

Lavender | LA



HAVANA

Blue | BL



AXEL

Petrol | PO



HAVANA

Grey-Blue | GB



AXEL

Metal Art | MA



NUUK

Zinc



Yellow | GE



AXEL

Pink | RS



AXEL

Orange | OR



AXEL

Red | RO



AXEL

Red | RO



LONDON

Natural Red | NRO



BILBAO · DALA · TEXEL

Brown | BR



BAJA

Plum | PL



HAVANA

Copper



Corten Steel



Natural Brown



LAVA

Natural Black - Grey | ZW-GR



NARA

Bronze | BR



ATLANTIS

Silver | ZI



BATUR

Bronze | BR



LUANDA

Natural Black - Natural Black | BB



VIENNA

Natural Black | NZW



LAVA

Natural Black | NZW



ATLANTIS NATURAL · BARROW
DALA · GRAZ · PARIS · TEXEL

Black | ZW



BAJA

Black | ZW



LONDON

Black Metallic | ZM



ATLANTIS

Black Metallic | ZM



BATUR

Black Metallic | ME



LUANDA


COLOUR COMPOSITIONS



1



2



6




3



4



7



5



8

1
White | WI
NUUK

2
White | WI
BAJA

3
White | VWI
LONDON

4
Natural White - Grey | W-GR
NARA

5
Beige | BE
ALBI

6
Natural White | NWI
ATLANTIS NATURAL
BILBAO
GRAZ
TEXEL

7
Natural Grey | NGRI
BARROW
DALA
PARIS


8
Natural Sand | NSA
ATLANTIS NATURAL
BILBAO
TEXEL



1




4



2



3



5



6

1
Mint Green | MG
NUUK


2
Swamp | SW
HAVANA

3
Green | GRE
ALBI

4
Green | GRE
AXEL

5
Natural Swamp | NSW
DALA
GRAZ

6
Forest Green | FG
NUUK



1



2



4



5



6



3



7



8

1
Ice | ICE
HAVANA

2
Purple | PU
ALBI

3
Lavender | LA
HAVANA

4
Blue | BL
AXEL

5
Petrol | PO
HAVANA

6
Grey-Blue | GB
AXEL

7
Metal Art | MA
NUUK

8
Zinc



1



3



2



4



6



7



5



8

1
Yellow | GE
AXEL

2
Pink | RS
AXEL

3
Orange | OR
AXEL

4
Red | RO
AXEL

5
Red | RO
LONDON

6
Natural Red | NRO
BILBAO
DALA
TEXEL

7
Brown | BR
BAJA

8
Plum | PL
HAVANA



1



2



3




5



4



6



7

1
Copper

2
Corten Steel

3
Natural Brown
LAVA

4
Natural Black – Grey | ZW-GR
NARA

5
Bronze | BR
ATLANTIS

6
Silver | ZI
BATUR

7
Bronze | BR
LUANDA



1



2



3



4



5



6



7



8

1
Natural Black – Natural Black | BB
VIENNA

2
Natural Black | NZW
LAVA

3
Natural Black | NZW
ATLANTIS NATURAL
BARROW
DALA
GRAZ
PARIS
TEXEL

4
Black | ZW
BAJA

5
Black | ZW
LONDON

6
Black Metallic | ZM
ATLANTIS

7
Black Metallic | ZM
BATUR

8
Black Metallic | ME
LUANDA

SAMPLE KIT



SAM – A BAG TO HOLD IT ALL

We are pleased to introduce Domani's covetable taupe bag, handcrafted from tactile suede.

Sturdy yet supple, this spacious bag contains a sample set of Domani's full range of available colours and finishes, the lookbook, a copy of the L catalog and the price list. The samples come in a roll-up bag for safekeeping, which is securely fastened with thin leather straps on the outside.

TECHNICAL INFORMATION

All Domani items are handmade in our own European artisan workshop.

FROST-PROOF

All our terracotta and zinc collections have a drainage hole and are frost-proof.* Please note that some shapes need more care if they are planted and placed outside.

* Atlantis TAOP60 and TAOP80 in bronze and black metallic are made without drainage holes.

RUBBER FEET

All outdoor pots are delivered with rubber feet.

DIMENSIONS

∅ This is the outside diameter of the pot.

↑↓ This is the total height of the pot, from top to bottom.

Please note that dimensions may vary due to natural shrinkage.

MATERIAL INFORMATION

TERRACOTTA

For many millennia, terracotta has been used to create beautiful objects of art and earthenware. Indeed, the earliest examples of its use have been traced back to prehistoric times. While always maintaining its typical colour, which ranges over different hues of reddish-brown depending on the iron content, our terracotta clay is made using a kaolin base with properties that virtually eliminate water absorption. This ensures that a Domani terracotta pot is frost-proof, lending itself to year-round use in any climate.

CORTEN STEEL

Domani's corten steel vessels are slowly brought to life as the seasons pass, shifting gradually from steel grey to orange, then dark red and finally deep dark brown. The weather resistance of corten steel is caused by oxidation that protects the base material against further attacks from the elements. The process takes months, or even years, which is why all corten steel that we use in our manufacturing process has been treated to achieve approximately one year of natural ageing. The outcome is a steel structure that can be used outside for decades to come.

ZINC

Our admiration for zinc stems from its natural beauty. When zinc is exposed to humidity, natural oxidation occurs and it forms its own protective armour. As time passes, nature and the environment slowly adorn zinc with a unique and ever-evolving patina. The zinc used for Domani's pots contains titanium, which adds to its inherent high resistance to corrosion. This unique composition ensures that our zinc products have the ability to self-heal.

